

LabCollector / LSM API v2

Summary

1. Available methods in LSM web service	3
1.1. GET.....	3
1.1.1. Jobs.....	3
1.1.2. Equipments.....	4
1.1.3. Assays	4
1.1.4. Categories.....	4
1.1.5. Sample Types.....	4
1.1.6. Parameters	4
1.1.7. Requesters.....	4
1.1.8. Invoices.....	5
1.1.9. Batches	5
1.1.10. Token	5
1.1.11. Send token by email	5
1.1.13. Get data trending	5
1.1.14. Models.....	5
1.1.15. Protocols.....	6
1.2. POST	7
1.2.1. Create requesters	7
1.2.2. Create job	7
1.2.2.1. Advanced options on job creation	8
1.2.3. Append samples to existent job.....	8
1.2.4. Save results.....	8
1.3. PUT	9
1.3.1. Upload files.....	9
1.3.2. Link sample to module	9
1.3.3. Update sample	9
1.3.4. Update sample status.....	9
1.3.5. Start a batch	10
1.3.6. Update job.....	10

1.3.7. Accept/Reject a job	11
1.3.8. Order a job quoted	11
1.3.9. Update requester	11
2. Authentication.....	11
3. Tool.....	11
4. Screenshots	12
4.1. GET.....	12
4.1.1. Get list of jobs in progress.....	12
4.1.2. Get list of samples received in a period	12
4.1.3. Get list of requesters	13
4.1.4. Get token.....	13
4.1.5. Send token by email	13
4.2. POST	14
4.2.1. Create jobs.....	14
4.2.3. Create requesters	15
4.3.PUT	15
4.3.1. Update sample using id	15
4.3.2. Update sample using name	16
4.3.3. Update sample status.....	16
4.3.4. Update requester	17

1. Available methods in LSM web service

1.1 GET

1.1.1 Jobs

- Method: GET
- URL: [http://\[my_labcollector_url\]/extra_modules/lsm/webservice/index.php?v=2](http://[my_labcollector_url]/extra_modules/lsm/webservice/index.php?v=2)
- Optional search parameters:
 - datefrom
 - dateto
 - jobid (id or barcode)
 - sampleid (id or barcode)
 - assayid
 - status (by default only job in progress are returned, use status=all for view all jobs)
 - samplename
 - samplestatus
 - samplestatusdatefrom
 - samplestatusdateto
 - assaystatus
 - assaystatusdatefrom
 - assaystatusdateto
 - startedon
 - completedon
 - validatedon
 - batch
 - jobstatus
 - jobnumber
 - requesterid
 - caserecord
 - caserecordname
 - caserecorddob
 - caserecordgender
 - projectcode

- includeqc (by default QC samples are excluded)
 - source
 - sourcereport
 - parameteronreport (to retrieve only parameters OnReport)
 - amended (to filter only amended jobs)
-
- Additional parameters:
 - parameterid & parametervalue to search by job parameter, sample parameter or assay parameter, supports multiple values
 - parameterdatatype: to retrieve only parameters of a given type
 - searchmode: when searching by jobnumber, samplename, caserecordname, batch or projectcode: searchmode indicates the mode (startswith, endswith, contains, strict-default-, notstartswith, notendswith, notcontains, inlist)
 - samplesearch: searches by barcode (S+ID or Sample name), regarding the barcode option set in `lsm>admin>setup>job` and `samples` naming. The search is strict and supports multiple values separated by comma
 - limit: to limit number of results add `limit=N`, being N the max number of jobs
 - return: by default the tags returned are `<job>`, `<sample>`, `<assay>` and `<parameter>`. Omit tags or select other tags as `sample report` in base64 and requester uses and managers is possible using the parameter `return`. The list of options for this parameter is `return=job,sample,assay,parameter,samplereport,user,manager,jobreport,acceptance,invoice`

1.1.2 Equipments

- Method: GET
- URL:
`http://[my_labcollector_url]/extra_modules/lsm/webservice/index.php?v=2&getEquipmentList=1`
- Optional parameters: id

1.1.3 Assays

- Method: GET
- URL: `http://[my_labcollector_url]/extra_modules/lsm/webservice/index.php?v=2&getAssayList=1`
- Optional parameters: id (supports multiple ids separated by comma), search(name), code(supports multiple codes separated by comma)

1.1.4 Categories

- Method: GET
- URL:
`http://[my_labcollector_url]/extra_modules/lsm/webservice/index.php?v=2&getCategoryList=1`
- Optional parameters: id

1.1.5 Sample Types

- Method: GET
- URL:
`http://[my_labcollector_url]/extra_modules/lsm/webservice/index.php?v=2&getSampleTypeList=1`
- Optional parameters: id, search (name)

1.1.6 Parameters

- Method: GET
- URL:
`http://[my_labcollector_url]/extra_modules/lsm/webservice/index.php?v=2&getParameterList=1`
- Optional parameters: id, level (level=J returns job parameters, level=S returns sample parameters and level=A returns test parameters)

1.1.7 Requesters

- Method: GET
- URL:
`http://[my_labcollector_url]/extra_modules/lsm/webservice/index.php?v=2&getRequesterList=1`
- Optional parameters: id, categoryid

1.1.8 Invoices

- Method: GET
- URL: `http://[my_labcollector_url]/extra_modules/lsm/webservice/index.php?v=2&getInvoiceList=1`
- Optional parameters: id, datefrom, dateto, status, format (CSV | IIF), jobid, jobnumber

check also point 1.1.1: method `getJobList` with optional parameter `return=invoice`

1.1.9 Batches

- Method: GET
- URL: `http://[my_labcollector_url]/extra_modules/lsm/webservice/index.php?v=2&getBatchList=1`
- Optional parameters: batch, status (notfinished –default– | all | assigned | started | completed | approved)

1.1.10 Token

- Method: GET
- URL: `http://[my_labcollector_url]/extra_modules/lsm/webservice/index.php?v=2&getToken`
- Required parameters: jobid or sampleid

1.1.11 Send token by email

- Method: GET
- URL: `http://[my_labcollector_url]/extra_modules/lsm/webservice/index.php?v=2&sendToken`
- Required parameters: jobid or sampleid

1.1.12. Send results to external sources

- Method: GET
- URL: `http://[my_labcollector_url]/extra_modules/lsm/webservice/index.php?v=2&sendResults`
- Required parameters: jobid

Note: Send results back to external source only if the job have been created using our integration API (PWNHealth, 1Health, ORDRS, LabSoft)

1.1.13. Get data trending

- Method: GET
- URL: `http://[my_labcollector_url]/extra_modules/lsm/webservice/index.php?v=2&getDataTrending`
- Required parameters: viewid
- Optional parameters: datefrom, dateto (by default last month), separator (by default is ,)

Note: it returns a CSV with data trending data

1.1.14. Models

- Method: GET
- URL: `http://[my_labcollector_url]/extra_modules/lsm/webservice/index.php?v=2&getModelList=1`
- Optional parameters: id, search(name)

1.1.15. Protocols

- Method: GET
- URL: `http://[my_labcollector_url]/extra_modules/lsm/webservice/index.php?v=2&getProtocolList=1`
- Optional parameters: id, search(name), code(supports multiple codes separated by comma)

1.2 POST

1.2.1 Create requesters

- Method: POST
- URL: [http://\[my_labcollector_url\]/extra_modules/lsm/webservice/index.php?v=2](http://[my_labcollector_url]/extra_modules/lsm/webservice/index.php?v=2)
- Required parameter: create
- Example of *create*:

```
<requesters>
  <requester code='R01' name='Requester from API' taxNumber='12346789'>
    <billing address='One street' city='City' state='State' country='US'
zip='99999' phone='555123123' fax='555123123' contactFirstName='Jane'
contactLastName='Doe' contactEmail='jane@gmail.com' ></billing>
    <shipping address='One street' city='City' state='State' country='US'
zip='99999' phone='555123123' fax='555123123' contactFirstName='Jane'
contactLastName='Doe' contactEmail='jane@gmail.com' ></shipping>
  </requester>
</requesters>
```

1.2.2 Create job

- Method: POST
- URL: [http://\[my_labcollector_url\]/extra_modules/lsm/webservice/index.php?v=2](http://[my_labcollector_url]/extra_modules/lsm/webservice/index.php?v=2)
- Required parameter: create
- Optional parameter: notoken (if is set option the token is not sent on job creation, although the automatic token is ON)
- Example of *create*:

```
<jobs>
  <job number='job-api-006' requester='21' project='109' priority='low'
caserecord='1'>
    <parameter id='242' value='text'></parameter>
    <sample name='job-api-006-sample1' type='1' comment='notes1'>
      <parameter id='247' value='Female'></parameter>
      <assay id='1'></assay>
      <assay id='2'></assay>
    </sample>
    <sample name='job-api-006-sample2' type='1' comment='notes2'>
      <parameter id='247' value='Male'></parameter>
      <assay id='1'></assay>
      <assay id='2'></assay>
    </sample>
  </job>
  <job number='job-api-007' requester='21' project="Test new project code">
    <parameter id='242' value='text'></parameter>
    <sample name='job-api-007-sample1' type='1' comment='notes1'>
      <parameter id='247' value='Female'></parameter>
      <assay id='1'></assay>
      <assay id='2'></assay>
    </sample>
    <sample name='job-api-007-sample2' type='1' comment='notes2'>
```



```
<parameter id='247' value='Male'></parameter>
<assay id='1'></assay>
<assay id='2'></assay>
</sample>
</job>
</jobs>
```

Multiple jobs and multiple samples are allowed.

Attribute Requester is required, it supports id or text.

Attribute project is required only if Project option is enabled, it supports id or text

Attribute model is required only if Model option is enabled, it supports id or text, if a default model exists and model is not set then default mode is used

Attribute priority is optional, by default is Normal

Attribute caserecord is required only if Case record option is enabled

Attribute source is optional, by default is empty

1.2.2.1. Advanced options on job creation

Instead of add an attribute for requester and caserecord, add a tag with all fields, the system will search the match automatically, and if it does not exist a new record will be created.

Indicate the fields to be used to match with an optional attribute keyfields. Examples:

```
<requester name='Agilebio' code='AB' registrationid='9999999999' taxnumber='12345'
keyfields='registrationid,name' />
```

```
<caserecord first_name='Jane' last_name='Doe' gender='Female' dob='2000-01-01'
phone='5551234' email='jane@aol.com' address='One Street, 5'
keyfields='first_name,last_name,dob,gender' />
```

The same for attached records. Example:

```
<insurance name='Medic' code'00001' city='NY' zip='555' address='X Street'
keyfields='name,city,zip' />
```

1.2.3 Append samples to existent job

Use the same notation of 1.2.2 Create job adding an extra parameter *appendsamplesifjobexist = 1*.

JobNumber must match and be unique. If the job doesn't exist a new job will be created. If job exists but is already completed it returns an error message.

1.2.4 Save results

- Method: POST
- URL: `http://[my_labcollector_url]/extra_modules/lsm/webservice/index.php?v=2`
- Required parameter: result
- Example of *result*:



```
<assays><assay uniqueid="1223"><result><parameter id="34" unit="mg"
value="123"/><parameter id="35" unit="ml"
value="456"/></result></assay></assays>
```

Note: results of completed or validated tests cannot be updated

1.3. PUT

1.3.1. Upload files

- Method: PUT
- URL: `http://[my_labcollector_url]/extra_modules/lsm/webservice/index.php?v=2`
- Parameters:
 - upload (required)
 - file (required)
 - uniqueid (required): identifier of job-sample-assay
 - parameter (optional): supports parameter id or parameter name
- Response: OK 200

1.3.2. Link sample to module

- Method: PUT
- URL: `http://[my_labcollector_url]/extra_modules/lsm/webservice/index.php?v=2`
- Parameters:
 - sampleid (required): identifier of sample (sampleid or barcode). Supports multiple ids separated by comma
- OR
 - samplename (required): sample name
 - module (required): module name or short name
 - recordid (required): identifier of record in module
- Response: OK 200

1.3.3. Update sample

- Method: PUT
- URL: `http://[my_labcollector_url]/extra_modules/lsm/webservice/index.php?v=2`
- Parameters:

- sampleid (required): identifier of sample (sample id or barcode). Supports multiple ids separated by comma

OR

- samplename (required): sample name. Supports multiple values separated by comma
- shipmentstatus(optional): Use 0 Submitted, 1 In transit, 2 Received, 3 Returned (supports number of label)
- name (optional): new sample name
- type (optional): new sample type
- batch (optional): batch to be assigned to tests
- Any sample parameter using parameter label or parameter id

1.3.4. Update sample status

- Method: PUT
- URL: [http://\[my_labcollector_url\]/extra_modules/lsm/webservice/index.php?v=2](http://[my_labcollector_url]/extra_modules/lsm/webservice/index.php?v=2)
- Parameters:
 - sampleid (required): identifier of sample (sampleid or barcode). Supports multiple ids separated by comma

OR

- samplename (required): sample name
- status (optional): started | completed | approved
- startedby (optional): valid User ID in LSM. If status is set to 'started' and this parameter is not received, the default operator selected in API settings will be used instead
- startedon (optional): datetime (YYYY-MM-DD hh:mm:ss). If status is set to 'started' or 'startedby' is set, and this parameter is not received, current date will be used
- completedby (optional): valid User ID in LSM. If status is set to 'completed' and this parameter is not received, the default operator selected in API settings will be used instead
- completedon (optional): datetime (YYYY-MM-DD hh:mm:ss).). If status is set to 'started' or 'startedby' is set and this parameter is not received, current date will be used
- validatedby (optional): valid User ID in LSM. If status is set to 'approved' and this parameter is not received, the default operator selected in API settings will be used instead
- validatedon (optional): datetime (YYYY-MM-DD hh:mm:ss).). If status is set to 'approved' or 'validatedby' is set and this parameter is not received, current date will be used
- assayid (optional): if it is set, the update is applied only to this assay

- Response: OK 200

Note: startedby, completedby and validatedby also accepts LabCollector Contact ID if it is preceded by 'LC', example: LC58

1.3.5. Start a batch

- Method: PUT
- URL: `http://[my_labcollector_url]/extra_modules/lsm/webservice/index.php?v=2`
- Parameters:
 - batch (required): batch name
 - startedby (optional): user id valid in LSM (or 1 for super admin).
 - startedon (optional): if not set, current date is used

Note: startedby also accepts LabCollector Contact ID if it is preceded by 'LC', example: LC58

1.3.6. Update job

- Method: PUT
 - URL: `http://[my_labcollector_url]/extra_modules/lsm/webservice/index.php?v=2`
 - Parameters:
 - jobid (required): identifier of job (job id or barcode). Supports multiple ids separated by comma
- OR
- jobsamplename (required): sample name. Supports multiple values separated by comma
 - Any job parameter using parameter label or parameter id
 - source (optional): only allowed if job source is empty
 - sourcereport (optional)
 - sourcereportdts (optional)

1.3.7. Accept/Reject a job

- Method: PUT
- URL: `http://[my_labcollector_url]/extra_modules/lsm/webservice/index.php?v=2`
- Parameters:
 - jobid (required): identifier of job (job id or barcode). Supports multiple ids separated by comma
 - acceptance (required): accept | reject | hold
 - comment (optional): a text comment to the acceptance/rejection
 - sendnotification (optional): 0 | 1 (send notification by email)

1.3.8. Order a job quoted

- Method: PUT
- URL: `http://[my_labcollector_url]/extra_modules/lsm/webservice/index.php?v=2`
- Parameters:
 - jobid (required): identifier of job (job id or barcode). Supports multiple ids separated by comma
 - order (required): 1
 - purchase order (optional): purchase order

1.3.9. Update requester

- Method: PUT
- URL: `http://[my_labcollector_url]/extra_modules/lsm/webservice/index.php?v=2`
- Parameters:
 - requesterid (required): identifier of requester (requester id or code or name)
 - any requester field (optional): code, name, taxNumber, discount, company, prefix, registrationid, onPortal, reportPassword, category, reportPreferred, notes
 - any requester billing field (optional): billing.address, billing.city, billing.state, billing.country, billing.zip, billing.phone, billing.fax, billing.contactFirstName, billing.contactLastName, billing.contactEmail

- any requester shipping field (optional): shipping.address, shipping.city, shipping.state, shipping.country, shipping.zip, shipping.phone, shipping.fax, shipping.contactFirstName, shipping.contactLastName, shipping.contactEmail

2. Authentication

One HEADER parameter is mandatory:

-Key: X-LC-APP-Auth

-Value: The token you can view/generate in LabCollector -> Admin -> Others -> Setup -> Web services API

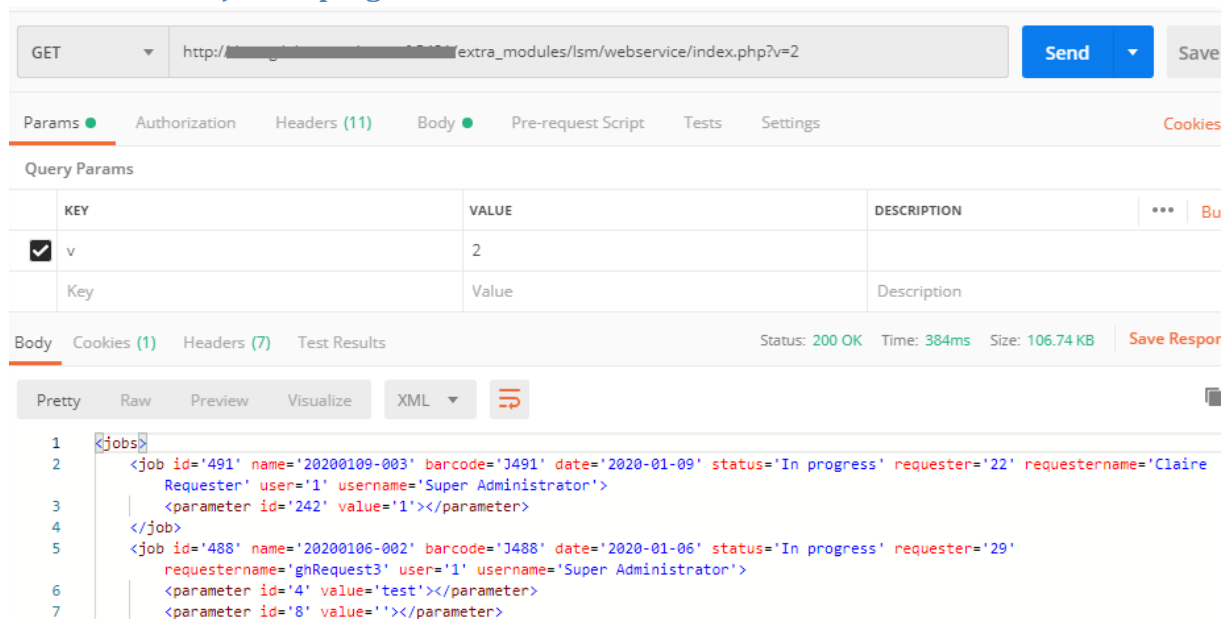
3. Tool

You can try to retrieve data from or send data to the API with some software app as Postman (<https://www.getpostman.com/>).

4. Screenshots

4.1. GET

4.1.1. Get list of jobs in progress



The screenshot shows a Postman interface for a GET request. The URL is `http://[redacted]extra_modules/lsm/webservice/index.php?v=2`. The request is sent, and the response is displayed in XML format. The response contains two job entries in progress.

KEY	VALUE	DESCRIPTION
<input checked="" type="checkbox"/> v	2	
Key	Value	Description

```

1 <jobs>
2   <job id='491' name='20200109-003' barcode='J491' date='2020-01-09' status='In progress' requester='22' requestername='Claire
3     Requester' user='1' username='Super Administrator'>
4     <parameter id='242' value='1'></parameter>
5   </job>
6   <job id='488' name='20200106-002' barcode='J488' date='2020-01-06' status='In progress' requester='29'
7     requestername='ghRequest3' user='1' username='Super Administrator'>
8     <parameter id='4' value='test'></parameter>
9     <parameter id='8' value=''></parameter>

```

4.1.2. Get list of samples received in a period


GET `http://[redacted]/extra_modules/lsm/webservice/index.php?v=2&status=all&samplestatus=Received&samplestatusdatefrom=2019-10-08&samplestatusdateto=2019-10-10`

Params **Authorization** Headers (10) Body **Pre-request Script** Tests Settings

Query Params

	KEY	VALUE	DESCRIPTION
<input checked="" type="checkbox"/>	v	2	
<input checked="" type="checkbox"/>	status	all	
<input checked="" type="checkbox"/>	samplestatus	Received	
<input checked="" type="checkbox"/>	samplestatusdatefrom	2019-10-08	
<input checked="" type="checkbox"/>	samplestatusdateto	2019-10-10	
	Key	Value	Description

Body Cookies (1) Headers (7) Test Results Status: 200 OK Time: 208ms Si

Pretty Raw Preview Visualize XML 

```
24 | | <sample id='1291' name='GH-1570606628501' barcode='S1291' comment='' lc_link='' status='Received' statusdate='2019-10-09 09:59:39'>
```


4.1.3. Get list of requesters

GET

Authorization Headers (3) Body Pre-request Script Tests

Key	Value	Description
<input checked="" type="checkbox"/> X-LC-APP-Auth	8ab3f3d1287ac10a059869f8b4660099741223398c9aa055eb5e96...	
<input checked="" type="checkbox"/> Accept	text/xml	
<input checked="" type="checkbox"/> X-LC-APP-Charset	ISO 8859-1	
New key	Value	Description

Body Cookies Headers (7) Tests

Pretty Raw Preview XML

```

1 <requesters>
2   <requester id='1' code='' name='Req1' taxNumber=''>
```

4.1.4. Get token

GET

Params Authorization Headers (8) Body Pre-request Script Tests Settings

Headers

KEY	VALUE	DESCRIPTION
<input checked="" type="checkbox"/> X-LC-APP-Auth	4694eaa154900b300d82e87bfe5df88d722daa6151...	

Body Cookies (1) Headers (8) Test Results Status: 200 OK Time: 68 ms

Pretty Raw Preview Visualize XML

```

1 76AE15EA
```

4.1.5. Send token by email

GET

Params Authorization Headers (8) Body Pre-request Script Tests Settings

Headers

KEY	VALUE	DESCRIPTION
<input checked="" type="checkbox"/> X-LC-APP-Auth	4694eaa154900b300d82e87bfe5df88d722daa6151...	

Body Cookies (1) Headers (8) Test Results Status: 200 OK Time: 602 ms

Pretty Raw Preview Visualize XML

```

1 |OK|
```

4.2. POST

4.2.1. Create jobs

POST ▼ http://dev.agilebio.com/neosoft5421/extra_modules/lsm/webservice/index.php?v=2

Params ● Authorization Headers (11) **Body** ● Pre-request Script Tests Settings

● none ● form-data ● x-www-form-urlencoded ● raw ● binary ● GraphQL

KEY	VALUE	DESCRIPTION
<input checked="" type="checkbox"/> create	<jobs> <job number='job-api-006' requester='21' project='109'> <parameter id='242' value='text'></parameter> <sample name='job-api-006-sample1' type='1' comment='notes1'> <parameter id='247' value='Female'></parameter> <assay id='1'></assay> <assay id='2'></assay> </sample> <sample name='job-api-006-sample2' type='1' comment='notes2'> <parameter id='247' value='Male'></parameter> <assay id='1'></assay> <assay id='2'></assay> </sample> </job> </jobs>	Description Status: 200 OK Time: 199ms
Key		

Body Cookies (1) Headers (7) Test Results

Pretty Raw Preview Visualize XML ▼ ≡

1 513

4.2.2. Append samples to job

POST ▼ http://localhost/labcollector-5.5/extra_modules/lsm/webservice/index.php?v=2

Params ● Authorization Headers (13) **Body** ● Pre-request Script Tests Settings

● none ● form-data ● x-www-form-urlencoded ● raw ● binary ● GraphQL

KEY	VALUE	DESCRIPTION
<input checked="" type="checkbox"/> create	<jobs> - ...	
<input checked="" type="checkbox"/> appendsamplesifjobexist	1	
Key	Value	Description

Body Cookies (1) Headers (12) Test Results 🌐 Status: 200 OK

Pretty Raw Preview Visualize XML ▼ ≡

1 100

4.2.3. Create requesters


POST http://localhost/lab/extra_modules/lsm/webservice/index.php?v=2

Authorization Headers (4) **Body** Pre-request Script Tests

form-data x-www-form-urlencoded raw binary

Key	Value
<input checked="" type="checkbox"/> create	
New key	

Body Cookies Headers (7) Tests

Pretty Raw Preview XML 

```

1 <requesters>|
  <requester code='R01' name='Requester from API'
    taxNumber='12346789'>
    <billing address='One street' city='City' state='State'
      country='US' zip='99999' phone='555123123'
        fax='555123123' contactFirstName='Jane'
      contactLastName='Doe' contactEmail='jane@gmail.com' ></billing>
    <shipping address='One street' city='City' state='State'
      country='US' zip='99999' phone='555123123'
        fax='555123123' contactFirstName='Jane'
      contactLastName='Doe' contactEmail='jane@gmail.com' >
    </shipping>
  </requester>
</requesters>
  
```

4.3.PUT

4.3.1. Update sample using id


PUT http://localhost/lab/extra_modules/lsm/webservice/index.php?v=2

Params Authorization Headers (11) **Body** Pre-request Script Tests Settings

none form-data x-www-form-urlencoded raw binary GraphQL

KEY	VALUE	DESCRIPTION
<input checked="" type="checkbox"/> sampleid	1556	
<input checked="" type="checkbox"/> gender	Male	
<input checked="" type="checkbox"/> batch	baxc-0123	
Key	Value	Description

Body Cookies (1) Headers (7) Test Results Status: 200 OK Time: 182ms

Pretty Raw Preview Visualize XML 

```

1 OK
  
```

4.3.2. Update sample using name


PUT ▼ http://dev.agilebio.com/neosoft5421/extra_modules/lsm/webservice/index.php?v=2

Params ● Authorization Headers (11) **Body** ● Pre-request Script Tests Settings

none form-data x-www-form-urlencoded raw binary GraphQL

	KEY	VALUE	DESCRIPTION
<input checked="" type="checkbox"/>	samplename	pr000120200204-001-010	
<input checked="" type="checkbox"/>	shipmentstatus	Received	
	Key	Value	Description

Body Cookies (1) Headers (7) Test Results Status: 200 OK Time: 141ms

Pretty Raw Preview Visualize XML ▼ 

1 OK

4.3.3. Update sample status


PUT ▼ http://[redacted]/extra_modules/lsm/webservice/index.php?v=2

Params ● Authorization Headers (13) **Body** ● Pre-request Script Tests Settings

none form-data x-www-form-urlencoded raw binary GraphQL

	KEY	VALUE
<input checked="" type="checkbox"/>	sampleid	56
<input checked="" type="checkbox"/>	status	completed
<input checked="" type="checkbox"/>	completedby	2
	Key	Value

Body Cookies (1) Headers (11) Test Results

Pretty Raw Preview Visualize XML ▼ 

1 OK

4.3.4. Update requester

PUT ▼ http://[redacted]/extra_modules/lsm/webservice/index.php?v=2

Params ● Authorization Headers (13) **Body ●** Pre-request Script Tests Settings

● none ● form-data ● x-www-form-urlencoded ● raw ● binary ● GraphQL

<input checked="" type="checkbox"/>	requesterid	52	
<input checked="" type="checkbox"/>	taxNumber	1234	
<input checked="" type="checkbox"/>	billing.address	rue 12	
<input checked="" type="checkbox"/>	shipping.fax	9999	
<input checked="" type="checkbox"/>	shipping.country	Spain	
	Key	Value	Description

Body Cookies (1) Headers (8) Test Results 🌐 200 OK 83 ms 270 B

Pretty Raw Preview Visualize XML ▼ ☰

1 OK